



**Thursday, June 27, 2019  
2:00 p.m. – 4:00 p.m.  
Board of Directors Meeting**

Call-in: 16699006833  
Meeting ID: 388 985 592  
Join Zoom Meeting: <https://zoom.us/j/388985592>

1. Introduction
  - a. Welcome/Roll Call
  - b. Additions to Agenda
2. Consent Items 2:05 p.m.
  - a. Approval of minutes from May 2019
  - b. May 2019 financial reports
3. Discussion/Action Items 2:10 p.m.
  - a. SMA Staff Update (Joan Michaels Aguilar)
  - b. CSMFO App Update (Richard Lee)
  - c. CSMFO Record Retention Guidelines (Melissa Manchester)
4. Committee Reports 2:50 p.m.
  - a. Administration (Kate Zawadzki)
  - b. Career Development (Laura Nomura)
  - c. Communications (Marcus Pimentel)
  - d. Membership (Grace Castaneda)
  - e. Professional Standards (Jason Al-Imam)
  - f. Program (Ronnie Campbell)
  - g. Recognition (Sara Roush)
  - h. Technology (Matt Pressey)
5. League Policy Committee Reports 3:10 p.m.
  - a. Update on the June 2019 League of California Cities' Environmental Quality Policy Committee Meeting (Arwen Wacht)

6. Chapter Roundtable 3:20 p.m.
6. Director Roundtable 3:30 p.m.
7. Officer Reports 3:40 p.m.
  - a. President (Joan Michaels Aguilar)
  - b. Past President (Margaret Moggia)
  - c. President-Elect (Steve Heide)
9. Other Items
10. Future Topics
11. Upcoming Meeting:  
Thursday, July 25, 2019 2:00-4:00 p.m.
12. Adjournment 4:00 p.m.



**Thursday, May 23, 2019 2:00 p.m. – 4:00 p.m.  
Board of Directors Meeting**

Joan Michaels Aguilar  
Steve Heide  
Margaret Moggia  
Jennifer Wakeman  
Matt Pressey  
Ernie Reyna  
Kate Zawadzki  
Scott Catlett  
Richard Lee  
Grace Castaneda  
Ronnie Campbell  
Janet Salvetti

Pam Arends King  
Andrew Thompson  
Will Fuentes  
Carrie Corder  
John Adams  
Jason Al Imam  
Mary Bradley  
Sarah Erck  
Amanda Smith  
Justin Lewis  
Melissa Manchester

### **Introduction**

The California Society of Municipal Finance Officers (CSMFO) Board of Directors met via teleconference on Thursday, May 23, 2019. President Joan Michaels Aguilar convened the meeting and confirmed a quorum was in attendance at 2:03 p.m.

### **Consent Calendar**

The Board addressed the consent calendar, which included April 2019 financials and minutes from the April 25, 2019 Board of Directors meeting. Sarah Erck will make the following corrections to the minutes; Misspellings of Castaneda, Reyna, Stephen and CSMFO.

Past President Margaret Moggia motioned to approve the minutes with the corrections. Jennifer Wakeman seconded the motion. The motion passed unanimously.

### **Knowledge Base Demonstration**

Matt Pressey shared his screen to review the Knowledge Base Demo the Technology Committee developed.

### **Probolsky Research Contract**

Kate Zawadzki reviewed the background of the current Probolsky contract which expires this year as well as the changes in the proposed contract. Probolsky would like to propose doing future focus groups at chapter meetings or other locations outside of the conference in order to get responses from a new group of people.

Richard Lee motioned to approve the recommendation of the committee. Stephen Parker seconded. The motion passed unanimously.

### **Contract Amendment for Administrative Support for Annual Conference**

Ronnie Campbell reviewed the agreement with Harriet Commons and her responsibilities to the Program Committee. The amendment presented more accurately reflects the true scope which includes work (CPE tracking, presentation material gathering)

Past President Margaret Moggia motioned to approve the contract amendment as proposed and direct the Admin Committee to work with SMA to incorporate the not to exceed amount on the contract. Steve Heide seconded the motion. The motion passed unanimously.

### **Weekend Training Hotel Contract Approval**

Pam Arends King presented the Weekend Training contract.

Past President Margaret Moggia motioned to approve the proposed contract. Jennifer Wakeman seconded the motion. The motion passed unanimously.

### **2019 Conference Update**

Janet Salvetti presented the final 2019 Conference Budget vs. Actuals. The chart of accounts is going to be consolidated to make for a simpler budget in 2020. SMA Staff and Janet have plans to discuss. John Adams noted that he always found value in the detailed chart of accounts, so you always have the history on who is attending year to year. Executive Director Melissa Manchester will make sure this is taken into account.

### **Committee Reports**

#### **Administration**

Kate Zawadzki led a discussion of the membership types modifications with regard to student members. The Admin Committee will close the loop.

#### **Career Development**

Pam Arends King reported on the call last week and provided an overview of scheduled courses to date. President Joan Michaels Aguilar brought up the question of podcasts and asked for an update on quick hits. Nothing regarding podcasts to report but Pam will work with Brad Farmer on adding to the quick hits, possibly one on the Knowledge Base Demo.

#### **Communications**

Marcus Pimentel reviewed the new format of the online magazine which went online on May 1, 2019. Kudos to SMA staff. May is the soft launch, the official launch will be June 3, 2019. A request for content will be going out soon. President Joan Michaels Aguilar encourages Chapter Chairs to find potential writers in their communities.

#### Membership

Grace Castaneda reported that the student landing page is now on the CSMFO website. Thanks to Amanda Smith at SMA and the committee it's looking good. The committee hopes to launch in time for annual conference registration and the student scholarship launch. Grace will share the link when it's ready.

#### Professional Standards

Jason Al Imam reported that five committee highlights have been published thus far and another is coming out next week. They are also working with the Communications Committee to push these out via the new magazine format.

#### Program

Ronnie Campbell reported that call for sessions is out, the committee is waiting on responses.

#### Recognition

Sara Roush reported that requests to present CAFR awards are coming in. Please let Sara know if you are interested/available in being a presenter. Sara also reported on the updates to Awards Force, the Innovation Award winners template/scoring is in process, and that a handbook for committee members has been distributed to the committee.

#### Technology

Matt Pressey reported that the committee is continuing to work on user experience via branded emails, knowledge base, etc...

#### **Chapter Roundtable**

Craig Boyer reminded folks that they will be having a chapter meeting in June. Stephen Parker noted that there will be League Updates for the next meeting.

#### **Director Roundtable**

Richard Lee reported on the progress of the CSMFO app development. The working group had a kickoff meeting on May 3, 2019 and have planned for weekly meetings every Friday. They are currently reviewing what content needs to be included and are hoping to move on to the next step in July. The end of the calendar year is the hope for a final product.

Carrie Corder reported that the recent Inland Empire chapter meeting was great.

Ernie Reyna reported that now that his budget has been approved, he'll have more time to attend chapter meetings. He hopes to get to Desert Mountain, San Gabriel and Los Angeles over the next few months.

Will Fuentes announced that he has a new job at City of Campbell. He is taking over for Jessie and thus has big shoes to fill. Their budget will go to the council in June and once that process is done, he hopes to get out to more chapter meetings as well.

### **Officer Reports**

President Joan Michaels Aguilar

There was a wonderful turnout at the CSMFO reception at GFOA. They received 704 RSVPs, thankfully not all showed up because the venue only held 250. GFOA president had very kind words about CSMFO's conference.

Past President Margaret Moggia

There will be a Chapter Chairs call June 10<sup>th</sup>. Margaret will reach out to them for intel on pricing, structure, succession planning, etc. She noted that she has already invited lots of GFOA leadership to the upcoming CSMFO conference and that they're already looking forward to it.

President-Elect Steve Heide

Steve shared some insights on GFOAs efforts regarding student engagement. A scholarship winner shadowed him at the conference, which was a big success. Steve also had big thanks to Melissa Manchester and David Garrison for designing and manning the CSMFO booth at GFOA.

Steve also reported that the landing page for the 2020 conference is up with some basic info posted, more to come later. Right now, the committee is finalizing contracts with keynotes and discussion opportunities for additional training at the conference for no additional fees. The Host Committee will explore a registration fee increase and he looks forward to bringing more information to the board soon.

No additional items

Future Topics: June 13&14 League Updates

Meeting adjourned at 3:10 p.m.

Respectfully submitted,

Sarah Erck

# California Society of Municipal Finance Officers

## Statement of Net Assets

As of May 31, 2019

|  | May 31, 19        | May 31, 18        | \$ Change           | % Change        |
|--|-------------------|-------------------|---------------------|-----------------|
| <b>ASSETS</b>                                  |                   |                   |                     |                 |
| <b>Current Assets</b>                          |                   |                   |                     |                 |
| <b>Checking/Savings</b>                        |                   |                   |                     |                 |
| <b>1005 · Bank of America</b>                  |                   |                   |                     |                 |
| <b>1050 · Chapter Fund Balances</b>            |                   |                   |                     |                 |
| 1050.10 · Central Coast                        | 1,675.47          | 1,481.21          | 194.26              | 13.12%          |
| 1050.13 · Central Los Angeles                  | 1,801.44          | 1,320.08          | 481.36              | 36.46%          |
| 1050.06 · Central Valley                       | 423.43            | 752.81            | (329.38)            | (43.75%)        |
| 1050.11 · Channel Counties                     | 3,910.61          | 3,991.15          | (80.54)             | (2.02%)         |
| 1050.18 · Coachella Valley                     | (2,777.53)        | 879.79            | (3,657.32)          | (415.7%)        |
| 1050.15 · Desert Mountain                      | (235.00)          | 85.00             | (320.00)            | (376.47%)       |
| 1050.05 · East Bay (SF)                        | 2,956.72          | 2,110.17          | 846.55              | 40.12%          |
| 1050.17 · Inland Empire                        | 7,357.87          | 10,930.67         | (3,572.80)          | (32.69%)        |
| 1050.08 · Monterey Bay                         | 3,831.73          | 4,129.75          | (298.02)            | (7.22%)         |
| 1050.03 · North Coast                          | (1,064.35)        | 270.00            | (1,334.35)          | (494.2%)        |
| 1050.02 · Northeast Counties                   | 22.37             | 0.00              | 22.37               | 100.0%          |
| 1050.16 · Orange County                        | 1,677.97          | 7,726.81          | (6,048.84)          | (78.28%)        |
| 1050.07 · Peninsula                            | 1,399.08          | (694.16)          | 2,093.24            | 301.55%         |
| 1050.04 · Sacramento Valley                    | 2,782.02          | 2,760.91          | 21.11               | 0.77%           |
| 1050.19 · San Diego County                     | 2,691.96          | 1,688.05          | 1,003.91            | 59.47%          |
| 1050.12 · San Gabriel Valley                   | 24.36             | (615.87)          | 640.23              | 103.96%         |
| 1050.14 · South Bay (LA)                       | 3,566.52          | (658.27)          | 4,224.79            | 641.8%          |
| 1050.09 · South San Joaquin                    | (52.55)           | 1,064.25          | (1,116.80)          | (104.94%)       |
| <b>Total 1050 · Chapter Fund Balances</b>      | <b>29,992.12</b>  | <b>37,222.35</b>  | <b>(7,230.23)</b>   | <b>(19.42%)</b> |
| <b>1005 · Bank of America - Other</b>          | <b>201,032.33</b> | <b>33,345.86</b>  | <b>167,686.47</b>   | <b>502.87%</b>  |
| <b>Total 1005 · Bank of America</b>            | <b>231,024.45</b> | <b>70,568.21</b>  | <b>160,456.24</b>   | <b>227.38%</b>  |
| <b>1040 · Investments LAIF</b>                 | <b>646,399.71</b> | <b>927,169.87</b> | <b>(280,770.16)</b> | <b>(30.28%)</b> |
| <b>Total Checking/Savings</b>                  | <b>877,424.16</b> | <b>997,738.08</b> | <b>(120,313.92)</b> | <b>(12.06%)</b> |
| <b>Accounts Receivable</b>                     |                   |                   |                     |                 |
| <b>1100 · Accounts receivable</b>              | <b>1,830.00</b>   | <b>4,365.00</b>   | <b>(2,535.00)</b>   | <b>(58.08%)</b> |
| <b>Total Accounts Receivable</b>               | <b>1,830.00</b>   | <b>4,365.00</b>   | <b>(2,535.00)</b>   | <b>(58.08%)</b> |
| <b>Other Current Assets</b>                    |                   |                   |                     |                 |
| <b>1120 · Accounts Receivable- YM</b>          | <b>73,496.50</b>  | <b>6,875.00</b>   | <b>66,621.50</b>    | <b>969.04%</b>  |
| <b>1250 · Prepaid Expense - General</b>        |                   |                   |                     |                 |
| 1252 · Prepaid Admin/DataBase Fees             | 91,245.40         | 100,410.90        | (9,165.50)          | (9.13%)         |
| 1250 · Prepaid Expense - General - Other       | 533.59            | 0.00              | 533.59              | 100.0%          |
| <b>Total 1250 · Prepaid Expense - General</b>  | <b>91,778.99</b>  | <b>100,410.90</b> | <b>(8,631.91)</b>   | <b>(8.6%)</b>   |
| <b>1260 · Prepaid Expense Conference</b>       |                   |                   |                     |                 |
| 1261 · Guest Speakers                          | 0.00              | 17,500.00         | (17,500.00)         | (100.0%)        |
| 1262 · Facilities Deposits                     | 33,000.00         | 4,656.00          | 28,344.00           | 608.76%         |
| 1263 · President's Dinner                      | 0.00              | 4,375.00          | (4,375.00)          | (100.0%)        |
| 1264 · Conference Services                     | 0.00              | 4,851.25          | (4,851.25)          | (100.0%)        |
| 1260 · Prepaid Expense Conference - Other      | 3,193.83          | 284.73            | 2,909.10            | 1,021.71%       |
| <b>Total 1260 · Prepaid Expense Conference</b> | <b>36,193.83</b>  | <b>31,666.98</b>  | <b>4,526.85</b>     | <b>14.3%</b>    |
| <b>Total Other Current Assets</b>              | <b>201,469.32</b> | <b>138,952.88</b> | <b>62,516.44</b>    | <b>44.99%</b>   |

# California Society of Municipal Finance Officers

## Statement of Net Assets

As of May 31, 2019

|   | <u>May 31, 19</u>          | <u>May 31, 18</u>          | <u>\$ Change</u>          | <u>% Change</u>       |
|---|----------------------------|----------------------------|---------------------------|-----------------------|
| <b>Total Current Assets</b>                       | 1,080,723.48               | 1,141,055.96               | (60,332.48)               | (5.29%)               |
| <b>Other Assets</b>                               |                            |                            |                           |                       |
| 1500 · CSMFO/SMA Database AR                      | 48,981.00                  | 48,981.00                  | 0.00                      | 0.0%                  |
| <b>Total Other Assets</b>                         | 48,981.00                  | 48,981.00                  | 0.00                      | 0.0%                  |
| <b>TOTAL ASSETS</b>                               | <u><b>1,129,704.48</b></u> | <u><b>1,190,036.96</b></u> | <u><b>(60,332.48)</b></u> | <u><b>(5.07%)</b></u> |
| <b>LIABILITIES &amp; EQUITY</b>                   |                            |                            |                           |                       |
| <b>Liabilities</b>                                |                            |                            |                           |                       |
| <b>Current Liabilities</b>                        |                            |                            |                           |                       |
| <b>Accounts Payable</b>                           |                            |                            |                           |                       |
| 2000 · Accounts payable                           | (10,488.57)                | 8,924.30                   | (19,412.87)               | (217.53%)             |
| <b>Total Accounts Payable</b>                     | <u>(10,488.57)</u>         | <u>8,924.30</u>            | <u>(19,412.87)</u>        | <u>(217.53%)</u>      |
| <b>Other Current Liabilities</b>                  |                            |                            |                           |                       |
| 2001 · Taxes Due                                  | 0.00                       | 7,155.00                   | (7,155.00)                | (100.0%)              |
| 2003 · A/P Other- SMA Conference                  | 31,750.40                  | 25,870.11                  | 5,880.29                  | 22.73%                |
| 2010 · Deferred Revenue - Conference              |                            |                            |                           |                       |
| 2011 · Conference Exhibitor/Sponsor               | 1,000.00                   | 0.00                       | 1,000.00                  | 100.0%                |
| <b>Total 2010 · Deferred Revenue - Conference</b> | <u>1,000.00</u>            | <u>0.00</u>                | <u>1,000.00</u>           | <u>100.0%</u>         |
| <b>Total Other Current Liabilities</b>            | <u>32,750.40</u>           | <u>33,025.11</u>           | <u>(274.71)</u>           | <u>(0.83%)</u>        |
| <b>Total Current Liabilities</b>                  | <u>22,261.83</u>           | <u>41,949.41</u>           | <u>(19,687.58)</u>        | <u>(46.93%)</u>       |
| <b>Total Liabilities</b>                          | 22,261.83                  | 41,949.41                  | (19,687.58)               | (46.93%)              |
| <b>Equity</b>                                     |                            |                            |                           |                       |
| 3020 · Retained earnings                          | 849,470.59                 | 865,754.42                 | (16,283.83)               | (1.88%)               |
| 3100 · Net Assets-Chapters                        | 37,223.01                  | 37,223.01                  | 0.00                      | 0.0%                  |
| Net Income  | 220,749.05                 | 245,110.12                 | (24,361.07)               | (9.94%)               |
| <b>Total Equity</b>                               | <u>1,107,442.65</u>        | <u>1,148,087.55</u>        | <u>(40,644.90)</u>        | <u>(3.54%)</u>        |
| <b>TOTAL LIABILITIES &amp; EQUITY</b>             | <u><b>1,129,704.48</b></u> | <u><b>1,190,036.96</b></u> | <u><b>(60,332.48)</b></u> | <u><b>(5.07%)</b></u> |

## CSMFO- SUMMARY OF INCOME

May 2019

|                                | Total Chapters | Education | Conference   | Unclassified | TOTAL        |
|--------------------------------|----------------|-----------|--------------|--------------|--------------|
| <b>Ordinary Income/Expense</b> |                |           |              |              |              |
| <b>Income</b>                  |                |           |              |              |              |
| 4000 · OPERATING REVENUES      |                |           |              | 331,175.45   | 331,175.45   |
| Total Income                   |                |           |              | 331,175.45   | 331,175.45   |
| Gross Profit                   |                |           |              | 331,175.45   | 331,175.45   |
| <b>Expense</b>                 |                |           |              |              |              |
| 6100 · OPERATING EXPENSES      | 60.00          |           |              | 237,374.58   | 237,434.58   |
| 6900 · OTHER EXPENSES          |                |           |              | 5,325.00     | 5,325.00     |
| 9950 · Prior Period Adjustment |                |           |              | 885.00       | 885.00       |
| Total Expense                  | 60.00          |           |              | 243,584.58   | 243,704.58   |
| Net Ordinary Income            | (60.00)        | 0.00      | 0.00         | 87,590.87    | 87,470.87    |
| <b>Other Income/Expense</b>    |                |           |              |              |              |
| <b>Other Income</b>            |                |           |              |              |              |
| 4501 · Chapter Income          | 34,727.00      |           |              | 0.00         | 34,727.00    |
| <b>4500 · PROGRAM REVENUES</b> |                |           |              |              |              |
| 8000 · Conference Revenue      |                |           | 1,095,867.58 | 0.00         | 1,095,867.58 |
| 4504 · Education income        |                | 50,585.00 |              | 0.00         | 50,585.00    |
| Total 4500 · PROGRAM REVENUE:  | 0.00           | 50,585.00 | 1,095,867.58 | 0.00         | 1,146,452.58 |
| 8999 · YM Import Items         |                |           |              | 0.00         | 0.00         |
| Total Other Income             | 34,727.00      | 50,585.00 | 1,095,867.58 | 0.00         | 1,215,906.58 |
| <b>Other Expense</b>           |                |           |              |              |              |
| 6401 · Chapter Expenses        | 33,315.12      |           |              | 0.00         | 33,315.12    |
| <b>6400 · PROGRAM EXPENSES</b> |                |           |              |              |              |
| 9000 · Conference Expenses     |                | 0.00      | 991,979.61   | 0.00         | 991,979.61   |
| 6404 · Education Expenses      |                | 22,726.67 |              | 0.00         | 22,726.67    |
| Total 6400 · PROGRAM EXPENSES: | 0.00           | 22,726.67 | 991,979.61   | 0.00         | 1,014,706.28 |
| Total Other Expense            | 33,315.12      |           |              | 0.00         | 66,630.24    |
| Net Other Income               | 1,411.88       | 27,858.33 |              | 87,590.87    | 118,272.96   |
| Net Income                     | 1,411.88       | 27,858.33 | 103,887.97   | 87,590.87    | 220,749.05   |

# California Society of Municipal Finance Officers

## Profit & Loss Budget Performance

May 2019

|  | May 19           | Jan - May 19      | YTD Budget        | \$ Over Budget   | % of Budget    | Annual Budget     |
|--|------------------|-------------------|-------------------|------------------|----------------|-------------------|
| <b>Ordinary Income/Expense</b>         |                  |                   |                   |                  |                |                   |
| <b>Income</b>                          |                  |                   |                   |                  |                |                   |
| <b>4000 · OPERATING REVENUES</b>       |                  |                   |                   |                  |                |                   |
| 4100 · Membership Dues                 | 2,895.00         | 245,035.00        | 235,550.00        | 9,485.00         | 104.03%        | 250,600.00        |
| 4200 · Interest Income                 | 0.00             | 11,567.95         | 7,000.00          | 4,567.95         | 165.26%        | 15,000.00         |
| 4302 · Magazine Advertising            | 0.00             | 8,297.50          | 5,000.00          | 3,297.50         | 165.95%        | 5,000.00          |
| 4303 · Job Board Post - Member         | 11,775.00        | 66,125.00         | 61,500.00         | 4,625.00         | 107.52%        | 139,000.00        |
| 4490 · Budget/CAFR Fees                | 0.00             | 150.00            | 500.00            | (350.00)         | 30.0%          | 19,850.00         |
| <b>Total 4000 · OPERATING REVENUES</b> | <b>14,670.00</b> | <b>331,175.45</b> | <b>309,550.00</b> | <b>21,625.45</b> | <b>106.99%</b> | <b>429,450.00</b> |
| <b>Total Income</b>                    | <b>14,670.00</b> | <b>331,175.45</b> | <b>309,550.00</b> | <b>21,625.45</b> | <b>106.99%</b> | <b>429,450.00</b> |
| <b>Gross Profit</b>                    | <b>14,670.00</b> | <b>331,175.45</b> | <b>309,550.00</b> | <b>21,625.45</b> | <b>106.99%</b> | <b>429,450.00</b> |
| <b>Expense</b>                         |                  |                   |                   |                  |                |                   |
| <b>6100 · OPERATING EXPENSES</b>       |                  |                   |                   |                  |                |                   |
| 6105 · Marketing/Membership            | 0.00             | 13,151.26         | 2,000.00          | 11,151.26        | 657.56%        | 6,650.00          |
| 6106 · Storage Expense                 | 58.44            | 354.95            | 245.00            | 109.95           | 144.88%        | 850.00            |
| 6110 · President's Expense             | 0.00             | 248.18            | 6,375.00          | (6,126.82)       | 3.89%          | 10,400.00         |
| 6115 · Board of Directors              | 337.96           | 3,728.35          | 2,900.00          | 828.35           | 128.56%        | 7,100.00          |
| 6120 · Committee/Chapter Support       | 0.00             | 2,781.40          | 23,275.00         | (20,493.60)      | 11.95%         | 56,000.00         |
| 6125 · Board Planning Session-Retreat  | 0.00             | 1,919.34          | 8,500.00          | (6,580.66)       | 22.58%         | 45,500.00         |
| 6140 · Management Services             | 16,108.34        | 97,940.41         | 94,586.25         | 3,354.16         | 103.55%        | 270,543.00        |
| 6150 · Office Supplies                 | 0.00             | 33.00             | 135.00            | (102.00)         | 24.44%         | 300.00            |
| 6155 · Merchant Fees/Bank Chgs.        | 1,348.85         | 12,630.67         | 15,000.00         | (2,369.33)       | 84.2%          | 35,000.00         |
| 6160 · Awards                          | 0.00             | 393.25            | 500.00            | (106.75)         | 78.65%         | 5,000.00          |
| 6165 · Printing                        | 0.00             | 3,997.74          | 831.00            | 3,166.74         | 481.08%        | 10,000.00         |
| 6170 · Magazine                        | 2,934.00         | 7,123.00          | 5,700.00          | 1,423.00         | 124.97%        | 15,000.00         |
| 6175 · Postage                         | 85.67            | 1,699.18          | 1,667.00          | 32.18            | 101.93%        | 4,000.00          |
| 6185 · Telephone/Bridge Calls          | 55.22            | 220.88            | 875.00            | (654.12)         | 25.24%         | 2,100.00          |
| 6190 · Web and Technology              | 75.00            | 27,694.00         | 23,000.00         | 4,694.00         | 120.41%        | 25,000.00         |
| 6200 · Travel/Staff Expenses           | 0.00             | 979.92            | 5,000.00          | (4,020.08)       | 19.6%          | 5,000.00          |
| 6220 · Audit & Tax Filing              | 20.00            | 20.00             | 0.00              | 20.00            | 100.0%         | 9,000.00          |
| 6230 · Insurance                       | 0.00             | 1,769.00          | 2,000.00          | (231.00)         | 88.45%         | 2,000.00          |

# California Society of Municipal Finance Officers

## Profit & Loss Budget Performance

May 2019

|  | May 19             | Jan - May 19        | YTD Budget          | \$ Over Budget      | % of Budget      | Annual Budget       |
|--|--------------------|---------------------|---------------------|---------------------|------------------|---------------------|
| 6240 · Taxes                           | 0.00               | 16,270.00           | 15,000.00           | 1,270.00            | 108.47%          | 30,000.00           |
| 6255 · GFOA Reception                  | 27,994.05          | 44,420.05           | 25,000.00           | 19,420.05           | 177.68%          | 25,000.00           |
| 6260 · Donations                       | 0.00               | 0.00                | 0.00                | 0.00                | 0.0%             | 0.00                |
| <b>Total 6100 · OPERATING EXPENSES</b> | <b>49,017.53</b>   | <b>237,374.58</b>   | <b>232,589.25</b>   | <b>4,785.33</b>     | <b>102.06%</b>   | <b>564,443.00</b>   |
| 6900 · OTHER EXPENSES                  | 0.00               | 5,325.00            | 25,000.00           | (19,675.00)         | 21.3%            | 25,000.00           |
| 9950 · Prior Period Adjustment         | 735.00             | 885.00              | 0.00                | 885.00              | 100.0%           | 0.00                |
| <b>Total Expense</b>                   | <b>49,752.53</b>   | <b>243,584.58</b>   | <b>257,589.25</b>   | <b>(14,004.67)</b>  | <b>94.56%</b>    | <b>589,443.00</b>   |
| <b>Net Ordinary Income</b>             | <b>(35,082.53)</b> | <b>87,590.87</b>    | <b>51,960.75</b>    | <b>35,630.12</b>    | <b>168.57%</b>   | <b>(159,993.00)</b> |
| <b>Other Income/Expense</b>            |                    |                     |                     |                     |                  |                     |
| <b>Other Income</b>                    |                    |                     |                     |                     |                  |                     |
| 4501 · Chapter Income                  | 7,241.00           | 34,727.00           | 41,665.00           | (6,938.00)          | 83.35%           | 100,000.00          |
| <b>4500 · PROGRAM REVENUES</b>         |                    |                     |                     |                     |                  |                     |
| 8000 · Conference Revenue              | 32,575.00          | 1,095,867.58        | 1,020,104.00        | 75,763.58           | 107.43%          | 1,020,104.00        |
| 4503 · Contributions and Donations     | 0.00               | 0.00                | 0.00                | 0.00                | 0.0%             | 0.00                |
| 4504 · Education income                | 10,872.50          | 50,585.00           | 91,925.00           | (41,340.00)         | 55.03%           | 112,025.00          |
| <b>Total 4500 · PROGRAM REVENUES</b>   | <b>43,447.50</b>   | <b>1,146,452.58</b> | <b>1,112,029.00</b> | <b>34,423.58</b>    | <b>103.1%</b>    | <b>1,132,129.00</b> |
| 8999 · YM Import Items                 | 0.00               | 0.00                | 0.00                | 0.00                | 0.0%             | 0.00                |
| <b>Total Other Income</b>              | <b>50,688.50</b>   | <b>1,181,179.58</b> | <b>1,153,694.00</b> | <b>27,485.58</b>    | <b>102.38%</b>   | <b>1,232,129.00</b> |
| <b>Other Expense</b>                   |                    |                     |                     |                     |                  |                     |
| 6401 · Chapter Expenses                | 11,580.98          | 33,315.12           | 41,665.00           | (8,349.88)          | 79.96%           | 100,000.00          |
| <b>6400 · PROGRAM EXPENSES</b>         |                    |                     |                     |                     |                  |                     |
| 9000 · Conference Expenses             | 166.00             | 991,979.61          | 1,044,698.00        | (52,718.39)         | 94.95%           | 1,044,698.00        |
| 6404 · Education Expenses              | 0.00               | 22,726.67           | 92,075.00           | (69,348.33)         | 24.68%           | 117,075.00          |
| <b>Total 6400 · PROGRAM EXPENSES</b>   | <b>166.00</b>      | <b>1,014,706.28</b> | <b>1,136,773.00</b> | <b>(122,066.72)</b> | <b>89.26%</b>    | <b>1,161,773.00</b> |
| <b>Total Other Expense</b>             | <b>11,746.98</b>   | <b>1,048,021.40</b> | <b>1,178,438.00</b> | <b>(130,416.60)</b> | <b>88.93%</b>    | <b>1,261,773.00</b> |
| <b>Net Other Income</b>                | <b>38,941.52</b>   | <b>133,158.18</b>   | <b>(24,744.00)</b>  | <b>157,902.18</b>   | <b>(538.14%)</b> | <b>(29,644.00)</b>  |
| <b>Net Income</b>                      | <b>3,858.99</b>    | <b>220,749.05</b>   | <b>27,216.75</b>    | <b>193,532.30</b>   | <b>811.08%</b>   | <b>(189,637.00)</b> |

**CSMFO**  
**INCOME AND EXPENSES COMPARED TO PREVIOUS YEAR TO DATE**  
**May 2019**

|  | <b>Jan - May 19</b> | <b>Jan - May 18</b> | <b>\$ Change</b>   |
|--|---------------------|---------------------|--------------------|
| <b>Ordinary Income/Expense</b>         |                     |                     |                    |
| <b>Income</b>                          |                     |                     |                    |
| <b>4000 · OPERATING REVENUES</b>       |                     |                     |                    |
| 4100 · Membership Dues                 | 245,035.00          | 234,885.00          | 10,150.00          |
| 4200 · Interest Income                 | 11,567.95           | 8,706.53            | 2,861.42           |
| 4302 · Magazine Advertising            | 8,297.50            | 7,457.50            | 840.00             |
| 4303 · Job Board Post - Member         | 66,125.00           | 60,100.00           | 6,025.00           |
| 4490 · Budget/CAFR Fees                | 150.00              | 450.00              | (300.00)           |
| <b>Total 4000 · OPERATING REVENUES</b> | <b>331,175.45</b>   | <b>311,599.03</b>   | <b>19,576.42</b>   |
| <b>Total Income</b>                    | <b>331,175.45</b>   | <b>311,599.03</b>   | <b>19,576.42</b>   |
| <b>Gross Profit</b>                    | <b>331,175.45</b>   | <b>311,599.03</b>   | <b>19,576.42</b>   |
| <b>Expense</b>                         |                     |                     |                    |
| <b>6100 · OPERATING EXPENSES</b>       |                     |                     |                    |
| 6105 · Marketing/Membership            | 13,151.26           | 888.56              | 12,262.70          |
| 6106 · Storage Expense                 | 354.95              | 310.43              | 44.52              |
| 6110 · President's Expense             | 248.18              | 1,745.48            | (1,497.30)         |
| 6115 · Board of Directors              | 3,728.35            | 3,565.73            | 162.62             |
| 6120 · Committee/Chapter Support       | 2,781.40            | 406.55              | 2,374.85           |
| 6125 · Board Planning Session-Retreat  | 1,919.34            | 7,470.98            | (5,551.64)         |
| 6140 · Management Services             | 97,940.41           | 89,276.78           | 8,663.63           |
| 6150 · Office Supplies                 | 33.00               | 172.27              | (139.27)           |
| 6155 · Merchant Fees/Bank Chgs.        | 12,630.67           | 19,198.59           | (6,567.92)         |
| 6160 · Awards                          | 393.25              | 392.49              | 0.76               |
| 6165 · Printing                        | 3,997.74            | 861.35              | 3,136.39           |
| 6170 · Magazine                        | 7,123.00            | 5,676.10            | 1,446.90           |
| 6175 · Postage                         | 1,699.18            | 1,123.35            | 575.83             |
| 6185 · Telephone/Bridge Calls          | 220.88              | 747.95              | (527.07)           |
| 6190 · Web and Technology              | 27,694.00           | 5,876.42            | 21,817.58          |
| 6200 · Travel/Staff Expenses           | 979.92              | 3,434.20            | (2,454.28)         |
| 6220 · Audit & Tax Filing              | 20.00               | 0.00                | 20.00              |
| 6230 · Insurance                       | 1,769.00            | 1,219.00            | 550.00             |
| 6240 · Taxes                           | 16,270.00           | 16,680.00           | (410.00)           |
| 6255 · GFOA Reception                  | 44,420.05           | 20,135.02           | 24,285.03          |
| <b>Total 6100 · OPERATING EXPENSES</b> | <b>237,374.58</b>   | <b>179,181.25</b>   | <b>58,193.33</b>   |
| <b>6900 · OTHER EXPENSES</b>           | <b>5,325.00</b>     | <b>0.00</b>         | <b>5,325.00</b>    |
| <b>9950 · Prior Period Adjustment</b>  | <b>885.00</b>       | <b>(4,500.00)</b>   | <b>5,385.00</b>    |
| <b>Total Expense</b>                   | <b>243,584.58</b>   | <b>174,681.25</b>   | <b>68,903.33</b>   |
| <b>Net Ordinary Income</b>             | <b>87,590.87</b>    | <b>136,917.78</b>   | <b>(49,326.91)</b> |
| <b>Other Income/Expense</b>            |                     |                     |                    |
| <b>Other Income</b>                    |                     |                     |                    |
| 4501 · Chapter Income                  | 34,727.00           | 44,521.00           | (9,794.00)         |
| <b>4500 · PROGRAM REVENUES</b>         |                     |                     |                    |
| 8000 · Conference Revenue              | 1,095,867.58        | 910,360.36          | 185,507.22         |
| 4503 · Contributions and Donations     | 0.00                | 0.00                | 0.00               |

**CSMFO**  
**INCOME AND EXPENSES COMPARED TO PREVIOUS YEAR TO DATE**  
**May 2019**

|                                      |                          |                          |                           |
|--------------------------------------|--------------------------|--------------------------|---------------------------|
| <b>4504 · Education income</b>       | <b>50,585.00</b>         | <b>28,825.00</b>         | <b>21,760.00</b>          |
| <b>Total 4500 · PROGRAM REVENUES</b> | <b>1,146,452.58</b>      | <b>939,185.36</b>        | <b>207,267.22</b>         |
| <b>8999 · YM Import Items</b>        | <b>0.00</b>              | <b>0.00</b>              | <b>0.00</b>               |
| <b>Total Other Income</b>            | <b>1,181,179.58</b>      | <b>983,706.36</b>        | <b>197,473.22</b>         |
| <b>Other Expense</b>                 |                          |                          |                           |
| <b>6401 · Chapter Expenses</b>       | <b>33,315.12</b>         | <b>40,214.81</b>         | <b>(6,899.69)</b>         |
| <b>6400 · PROGRAM EXPENSES</b>       |                          |                          |                           |
| <b>9000 · Conference Expenses</b>    | <b>991,979.61</b>        | <b>817,900.27</b>        | <b>174,079.34</b>         |
| <b>6404 · Education Expenses</b>     | <b>22,726.67</b>         | <b>17,398.94</b>         | <b>5,327.73</b>           |
| <b>Total 6400 · PROGRAM EXPENSES</b> | <b>1,014,706.28</b>      | <b>835,299.21</b>        | <b>179,407.07</b>         |
| <b>Total Other Expense</b>           | <b>1,048,021.40</b>      | <b>875,514.02</b>        | <b>172,507.38</b>         |
| <b>Net Other Income</b>              | <b>133,158.18</b>        | <b>108,192.34</b>        | <b>24,965.84</b>          |
| <b>Net Income</b>                    | <b><u>220,749.05</u></b> | <b><u>245,110.12</u></b> | <b><u>(24,361.07)</u></b> |

|                                | Central<br>Coast | Central Los<br>Angeles | Central<br>Valley | Channel<br>Counties | Coachella<br>Valley | Desert<br>Mountain | East Bay      | Inland<br>Empire | Monterey Bay    |
|--------------------------------|------------------|------------------------|-------------------|---------------------|---------------------|--------------------|---------------|------------------|-----------------|
| <b>Ordinary Income/Expense</b> |                  |                        |                   |                     |                     |                    |               |                  |                 |
| Total Income                   | 0.00             | 0.00                   | 0.00              | 0.00                | 0.00                | 0.00               | 0.00          | 0.00             | 0.00            |
| Gross Profit                   | 0.00             | 0.00                   | 0.00              | 0.00                | 0.00                | 0.00               | 0.00          | 0.00             | 0.00            |
| Total Expense                  | 0.00             | 0.00                   | 0.00              | 0.00                | 0.00                | 0.00               | 0.00          | 0.00             | 0.00            |
| Net Ordinary Income            | 0.00             | 0.00                   | 0.00              | 0.00                | 0.00                | 0.00               | 0.00          | 0.00             | 0.00            |
| Net Other Income               | (137.62)         | 1,350.00               | 865.00            | 878.54              | (482.66)            | 20.00              | 487.80        | (387.74)         | (371.01)        |
| Net Income                     | <b>(137.62)</b>  | <b>1,350.00</b>        | <b>865.00</b>     | <b>878.54</b>       | <b>(482.66)</b>     | <b>20.00</b>       | <b>487.80</b> | <b>(387.74)</b>  | <b>(371.01)</b> |

|                                | North<br>Coast  | Orange<br>County  | Peninsula       | Sacramento<br>Valley | San Diego     | San Gabriel<br>Valley | Joaquin<br>Valley | SouthBay<br>(LA) | Unclassified      | TOTAL             |
|--------------------------------|-----------------|-------------------|-----------------|----------------------|---------------|-----------------------|-------------------|------------------|-------------------|-------------------|
| <b>Ordinary Income/Expense</b> |                 |                   |                 |                      |               |                       |                   |                  |                   |                   |
| Total Income                   | 0.00            | 0.00              | 0.00            | 0.00                 | 0.00          | 0.00                  | 0.00              | 0.00             | 331,175.45        | 331,175.45        |
| Gross Profit                   | 0.00            | 0.00              | 0.00            | 0.00                 | 0.00          | 0.00                  | 0.00              | 0.00             | 331,175.45        | 331,175.45        |
| Total Expense                  | 0.00            | 0.00              | 0.00            | 60.00                | 0.00          | 0.00                  | 0.00              | 0.00             | 243,524.58        | 243,584.58        |
| Net Ordinary Income            | 0.00            | 0.00              | 0.00            | (60.00)              | 0.00          | 0.00                  | 0.00              | 0.00             | 87,650.87         | 87,590.87         |
| Net Other Income               | (165.00)        | (6,211.53)        | 1,247.28        | 103.62               | 278.95        | 1,109.85              | 511.40            | 2,315.00         | 131,746.30        | 133,158.18        |
| Net Income                     | <b>(165.00)</b> | <b>(6,211.53)</b> | <b>1,247.28</b> | <b>43.62</b>         | <b>278.95</b> | <b>1,109.85</b>       | <b>511.40</b>     | <b>2,315.00</b>  | <b>219,397.17</b> | <b>220,749.05</b> |



9:41



# Sign In



USERNAME

PASSWORD

[Forgot Username/Password?](#)

[Switch account](#)

[NEED TO REGISTER?](#)



## Join CSMFO

CSMFO is California's premier statewide association for finance professionals. This includes employees and elected or appointed officials who are involved in government finance for cities, special districts and counties in California. Membership also includes commercial finance professionals, such as brokers, bankers, auditors, and specialized financial consultants. The benefits of networking with government finance professionals and commercial associates from cities, special districts and counties across the State of California are numerous.

Over a thousand members strong, we promote excellence in financial management through innovation, continuing education and the professional development of our members. CSMFO members are deeply involved in the key issues facing cities, special districts and counties today. We value honesty and integrity, and strive to adhere to the highest ethical standards.

### Member Benefits:

- Regular regional meetings (geographical areas are referred to as Chapters)
- An annual statewide seminar
- Free webinars and low-cost in-person training
- A directory of all members
- A special members' only website and listserve
- Coaching program
- *CSMFO Magazine*, the digital periodical designed especially for public finance personnel



# Select Your Member Type

## Types of CSMFO membership:

- **Municipal:** Open to all public employees and elected or appointed officials presently having responsibility for, oversight of, or engaged in, the function of government finance in any city, special district or county in the State of California.
- **Commercial Associate:** Open to persons or corporations not currently employed by a government agency whose livelihood is derived principally from commercial or professional activities directly related to government finance.
- **Other Government:** Open to government employees in the financial field who do not presently qualify for Municipal or Commercial membership but who are interested in the principles and practices of government finance. This may include finance professionals from state agencies, school districts, universities and representatives from other finance professional organizations such as GFOA.

## Other Classifications:

- **Retired:** Open to former municipal members who have retired from public service.
- **Student / Professor:** Open to persons presently enrolled in or teaching finance, accounting or public administration studies.
- **Honorary:** Past presidents who are retired may be granted honorary status.
- **Complimentary:** Open to those persons as determined by the board of directors.
- **Temporary:** A six month temporary membership may be extended to any municipal member due to the loss of employment at a public agency at the discretion of the board of directors.

☒ **Professor**

☐ **Municipal**



SEARCH



## CSMFO News



## Announcements



## Upcoming Events





Cameron

[EDIT PROFILE](#)

[Home](#)

[Messages](#) <sup>3</sup>

[Announcements](#)

[Job Board](#)

[News/Magazine](#)

[Annual Conference](#)

[Chapters/Groups](#)

[My Membership Account](#)

[Development Resources](#)

[RFPs](#)

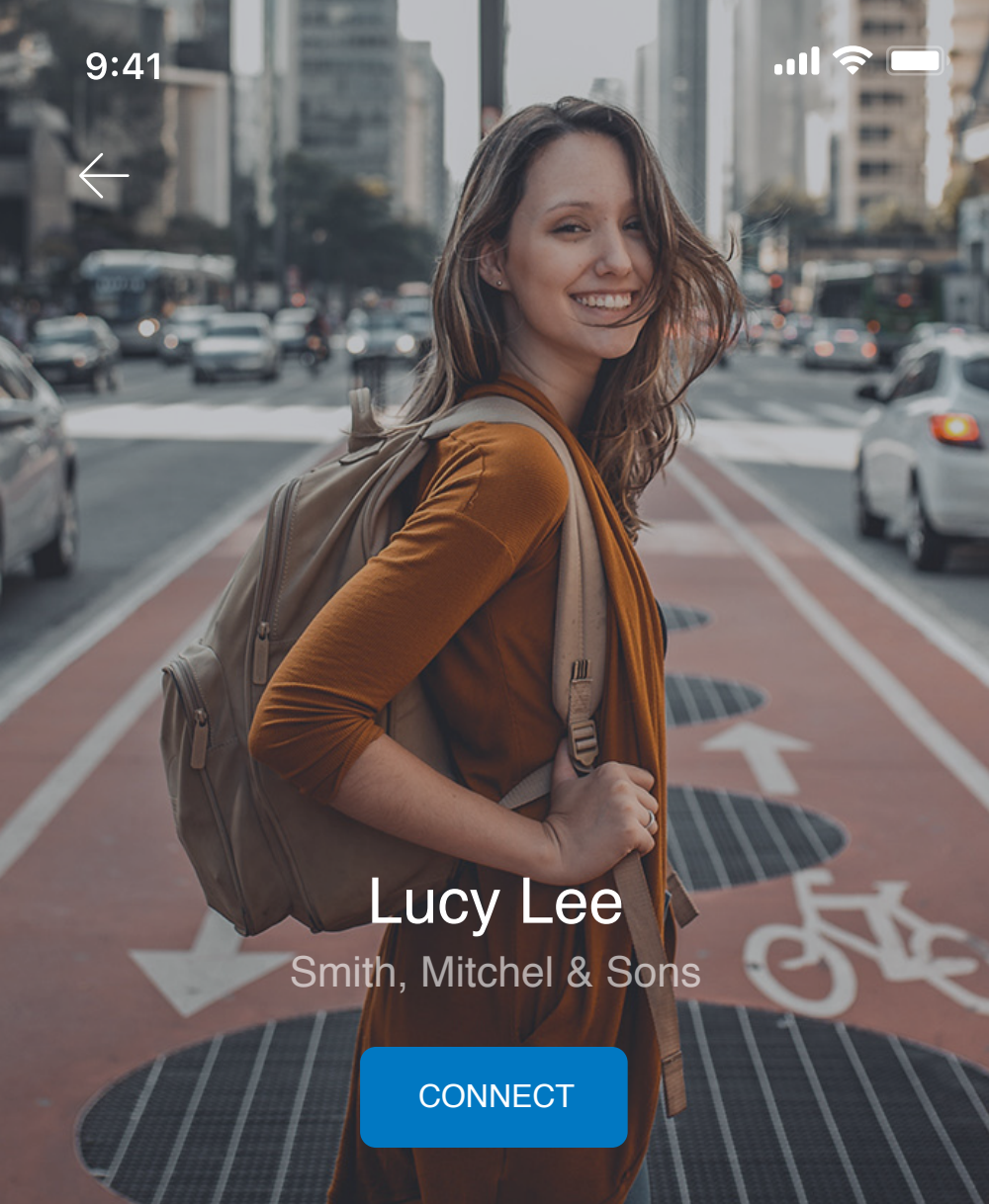
[Students](#)

[Settings](#)

[Logout](#)

Done

9:41



Lucy Lee

Smith, Mitchel & Sons

CONNECT



About

123

Connections

??

Label?

44


Posts

## Sharing my experience with professional development

Hello, my name's Lucy Lee. I'm a Project Manager from New York, and have been in the industry for over 6 years. I am passionate about sharing



9:41



Lucy Lee

Smith, Mitchel & Sons



About

123  
Connections

??  
Label?

44  
Posts

Sharing my experience with  
professional development



Hello, my name's Lucy Lee. I'm a Project Manager from New York, and have been in the industry for over 6 years. I am passionate about sharing





# Messages



2 hours ago



Lucy Lee

Hey let's schedule a call for next we...

5 hours ago



Mike Wilson

Thanks for getting back to me. I thi...

Nov 2



Sara Kowalski

Great to catch up today. Looking fo...

Nov 6



Lucy Picklesworth

Hello, thanks for subscribing.

Nov 8



Mark Johnston

Great idea!

Nov 8



Jacob Miller

Good job. Looking forward to seei...





# New Message



Send message to  
Lucy



Lucy Lee  
Photographer



Lucy Carter  
Web Designer



Lucy Picklesworth  
Photographer



Jacob Miller  
Photographer





Lucy Lee



Hey Cameron, thanks for the call yesterday. So pleased that you found the topics we covered useful, and looking forward to seeing what you create. Definitely check out Photoshop too, some great tools for editing

Nov 4, 18:03

Thanks will do! Photoshop looks awesome and can't wait to give it a go.

Nov 5, 10:25

Great catching up today Cameron. I've got our next mentoring session schedule for next Tuesday 6th November if this still works for you? How do you feel about tackling some more advanced techniques?

Nov 6, 13:25

Thanks Lucy, yea was great. More advanced techniques sounds like a plan,

Nov 7, 09:18



Write your message...





## Notifications

**Lucy Lee**

Sent you a message

MESSAGE

**CSMFO News**

Announcement

**Aaron Smith**

Sent you a message

MESSAGE

**Sara Kowalski**

Connected with you

**Editor's Alley**

June 2019 Editor's Alley has arrived!

**Mark Johnston**

Connected with you

**Lucy Picklesworth**

Connected with you





# Job Board



Cat1

Cat 2

Search

Keywords

---

City

---

Country

Doesn't Matter



Location

---

Organization



---

Category

Any Category



---

Type of Position

Human Resources/Payroll



---

Education Requirement

Master's



---

Experience Requirement

3-5 Years



---

SEARCH



# Job Search Results



3 Openings Found



You Searched For:

- Any Opening
- Human Resources/Payroll
- Education Master's
- Experience 3-5 Years

POSTED   OPENINGS

5/29   **Director of Administrative Services**  
Admin/Budget/Financial  
City of Banning, California

5/22   **Payroll Technician**  
Human Resources/Payroll  
City of Vallejo

5/29   **Payroll Coordinator**  
Human Resources/Payroll  
City of Palm Springs

NEW SEARCH





# Job Opening



Position

|                         |   |
|-------------------------|---|
| <b>Position</b>         | <b>Senior Grants Accountant<br/>(Limited Term)</b><br>Los Angeles, California |
| <b>Primary Category</b> | Accounting/Audit/Controller   |
| <b>Organization</b>     | MetroLink   |
| <b>Date Posted</b>      | 5/29/2019   |

NEW SEARCH

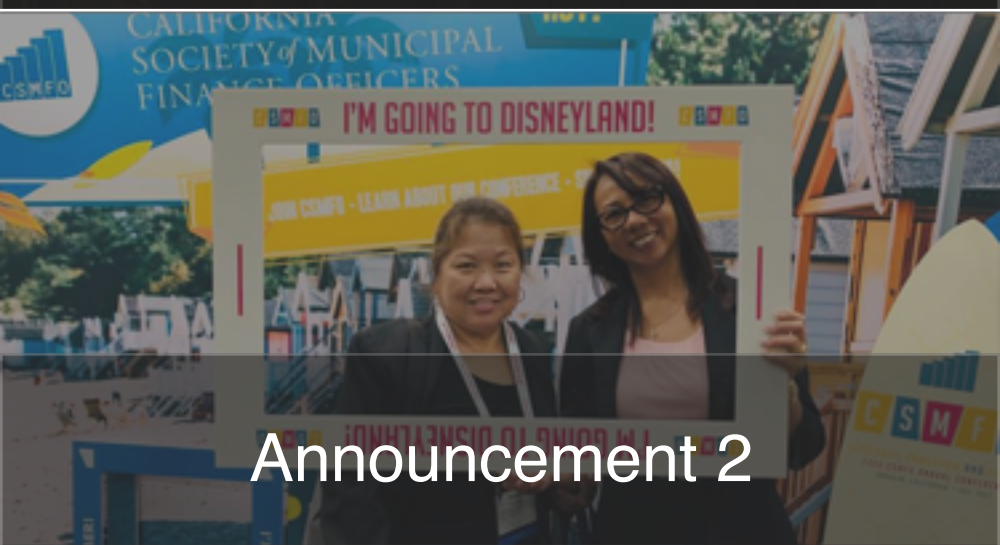




# Announcements



## Announcement 1



## Announcement 2





# RFPs



The following RFPs have been submitted by CSMFO members. To add an RFP complete our [online submission form](#).

## Accounting & Auditing

- [Actuarial Services](#) (Municipal Water District of Orange County) - 06/21/2019

## Banking & Investments

- [Financial Advisory Services](#) (Las Virgenes Municipal Water District) - 06/21/2019
- [IRS Section 115 Trust Administration Services](#) (City of Gilroy) - 06/27/2019

## Debt Management

- [Municipal Financial Advisor](#) (Diablo Water District) - 07/12/2019
- [Municipal Financial Advisor](#) (Diablo Water District) - 07/12/2019

## Other Services

- [Comprehensive User Fee Study and Full Cost Allocation Plan](#) (City of Bell Gardens) - 07/11/2019





To post your RFP on the CSMFO website enter the detail in the form below. Your RFP will appear online as soon as it has been reviewed by CSMFO staff.

Agency \*

RFP Title \*

Detail \*

Category \*

- ☐ Accounting & Auditing
- ☐ Banking & Investing
- ☐ Debt Management
- ☐ Other Services
- ☐ Technology

Contact \*

Contact Email \*

Contact Phone

Link to RFP

Include a link to the full RFP on your website.

Deadline \*

MM

DD

YYYY

Please specify the deadline for proposals.

SUBMIT





# Settings



Edit Profile



Change Password



About CSMFO



How Does My Membership Work?



Update My Email



Previous Searches



Sign Out





CSMFO is California's premier statewide association for finance professionals. This includes employees and elected or appointed officials who are involved in government finance for cities, special districts and counties in California. Membership also includes commercial finance professionals, such as brokers, bankers, auditors, and specialized financial consultants. The benefits of networking with government finance professionals and commercial associates from cities, special districts and counties across the State of California are numerous.

Over a thousand members strong, we promote excellence in financial management through innovation, continuing education and the professional development of our members. CSMFO members are deeply involved in the key issues facing cities, special districts and counties today. We value honesty and integrity, and strive to adhere to the highest ethical standards.

### Member Benefits:

- Regular regional meetings (geographical areas are referred to as Chapters)
- An annual statewide seminar
- Free webinars and low-cost in-person training
- A directory of all members
- A special members' only website and listserve
- Coaching program
- *CSMFO Magazine*, the digital periodical designed





Lee



All

Members

Events

???



Lucy Lee

Smith, Mitchell & Sons



Lee Burns

ACMA



Michelle Lee Tran

Finance United



Jason Lee

Smith, Mitchell & Sons





# Update My Email



Previous Email

asmith@gmail.com

---

New Email

Aaron.Smith@financeco.com

---

Confirm Email

Aaron.Smith@financeco.com

---

SUBMIT





# Change Password



Previous Password

Puppy123!

New Password

Belvedere432?

Confirm Password

Belvedere432?

SUBMIT



## Sign out

Are you sure you wish to sign out?

YES

NO



## CSMFO BOARD REPORT

---

DATE: 06/20/2019

FROM: Arwen Wacht, CSMFO Representative to the League of California Cities' Environmental Quality Policy Committee

SUBJECT: Update on the June 2019 League of California Cities' Environmental Quality Policy Committee Meeting

### **Background:**

The League of California Cities' June 2019 Policy Committee meetings began on Thursday, June 13, 2019. An overview of the state budget and issues briefing were provided in a group session, while the individual policy committee meetings were held separately. Highlights for both are included in this report.

The following topics were briefly discussed at the group state budget and key issues briefing:

- Governor's Budget Update
- Major Issues for 2019 Session
- Housing and Land Use
  - Funding for housing tax credits and moderate-income housing production
  - Funding to address homelessness needs
  - Short-term planning and infill infrastructure grants
  - Budget trailer bill – RHNA reforms and linking transportation funding to housing
  - Legislative proposals
  - Existing funding opportunities
  - SB 330 Housing Crisis Act of 2019 (LLC opposes)
  - Next steps
- Governance, Transparency and Labor Relations
  - Workers' Compensation Legislation
- Public Safety and Cannabis
  - AB 392 – Use of deadly force
  - SB 320 – Use of force
  - Liability for utility-caused wildfires: inverse condemnation
  - SB 901 Commission Report

- League co-sponsors emergency management preparedness summit
  - Bills of interest
- Environmental Issues
- Transportation, Telecommunication and Public Works
- Revenue and Taxation

The following items were discussed at the Environmental Quality Policy Committee meeting:

- **Presentation:** A presentation was made by the California Department of Resources Recycling and Recovery (CalRecycle) on the challenges California faces in solid waste and recycling and how cities can work together with the state to combat the coming challenges.
- **Presentation:** A presentation was made by California's Office of Emergency Services (Cal OES) on how they are helping communities prepare for, deal with, and recover from natural disasters.
- **Community Choice Aggregation Policy:** Based on the committee's previous action to adopt community choice aggregation policy in 2017, the committee considered similar changes to adopt CCA policies. The committee voted to approve and forward to the League Board for approval.
- **Legislative Agenda:** There was one action item and one item was pulled:
  - AB 56 (E. Garcia) Electricity: procurement by the California Alternative Energy and Advanced Transportation Financing Authority. The committee voted to oppose, which is now pending League Board review.
  - AB 1583 (Eggman) The California Recycling Market Development Act (pulled)
- **Legislative Update:** Updates were provided on the following recently introduced and pending legislation.
  - AB 217 (Garcia) Safe Drinking Water for All Act.
    - Ag. Fees, water tax, creates a trust
  - AB 755 (Holden) California tire fee: Stormwater Permit Compliance Fund.
    - Increased fee – revamped from last year's proposal
  - AB 1080 (Gonzalez D) California Circular Economy and Plastic Pollution Reduction Act
    - Would enact the California Circular Economy and Plastic Pollution Reduction Act, which would establish the policy goal of the state that by 2030 manufacturers and retailers achieve a 75% reduction of waste from single-use packaging
  - AB 1509 (Mulling D) Solid waste: lithium-ion batteries
    - No language yet – will bring back to the committee
  - SB 45 (Allen) Wildfire, Drought, and Flood Protection Bond Act of 2020.
    - League staff is still reviewing
  - SB 54 (Allen D) California Circular Economy and Plastic Pollution Reduction Act
    - Would enact the California Circular Economy and Plastic Pollution Reduction Act, which would establish the policy goal of the state that by 2030 manufacturers and retailers achieve a 75% reduction of waste from single-use packaging
  - SB 200 (Monning) Safe and Affordable Drinking Water Fund
    - No fees or taxes, just creating the fund

- SB 205 (Hertzberg) Business Licenses: stormwater discharge compliance.
  - Required to show compliance when you apply for new or renew your business license
  - Requires local jurisdiction to verify compliance with State requirements
- SB 209 (Dodd D) Wildfire: California Wildfire Warning Center: weather monitoring
  - Would establish in the state government the California Wildlife Warning Center
- SB 332 (Hertzberg) Wastewater treatment: recycled water.
  - Ocean outflow legislation (revamped from a proposal a few years ago)
  - Local jurisdictions would be required to enforce at their own cost
- SB 515 (Caballero) California Renewables Portfolio Standard Program: bioenergy renewable feed-in tariff.
  - Concerns were raised about burning biomass instead of putting the biomass in a landfill (but it was also raised that much of the potential biomass will have been contaminated with metals)
  - The League supports this bill.
- SB 667 (Hueso) Greenhouse gases: recycling infrastructure and facilities.
  - The League supports this bill.
- SB 669 (Caballero) Water quality: Safe Drinking Water Fund.
  - Instead of a tax, state general fund will assist during years with an increased amount of funds
  - Not sure of general operational costs.

**Recommendation:**

I request that the Board review this report and topics, and if applicable provide me with any specific policy direction on any of the above topics.

The next Environmental Quality Policy Committee meeting is tentatively scheduled during the LCC Annual Conference on October 16, 2019 in Long Beach. LCC Staff will notify committee members after August 22, 2019 if the policy committee will be meeting in October.